



**Correlator**

The stereo correlation meter 1070-40 is a 140 x 40 x 66 mm compact plug-in unit. The high resolution display gives a clear indication of the phase relationship of stereo signals. It is featured by a plasma bargraph display.



Sandwich scale, horizontal and vertical

- Analog
- 
- X-former bal.
- 1 s / 2.5 s
- Scale 100 mm
- 
- Memo

**TECHNICAL SPECIFICATIONS**

**General**

- Supply voltage: 21.5 V to 30 V DC  
nom. 24 V DC
- Current drain: max. 120 mA / 24 V
- Weight: approx. 320 g
- Dimensions: 140 x 40 x 66 mm
- Operating temperature range: +5° to +45° Celsius
- Connector: DIN 41612/C
- Fastening: clamping locks
- Indicators:
  - fast-LED (switching of integration time)
  - memory-LED (display of the stored minimum correlation)

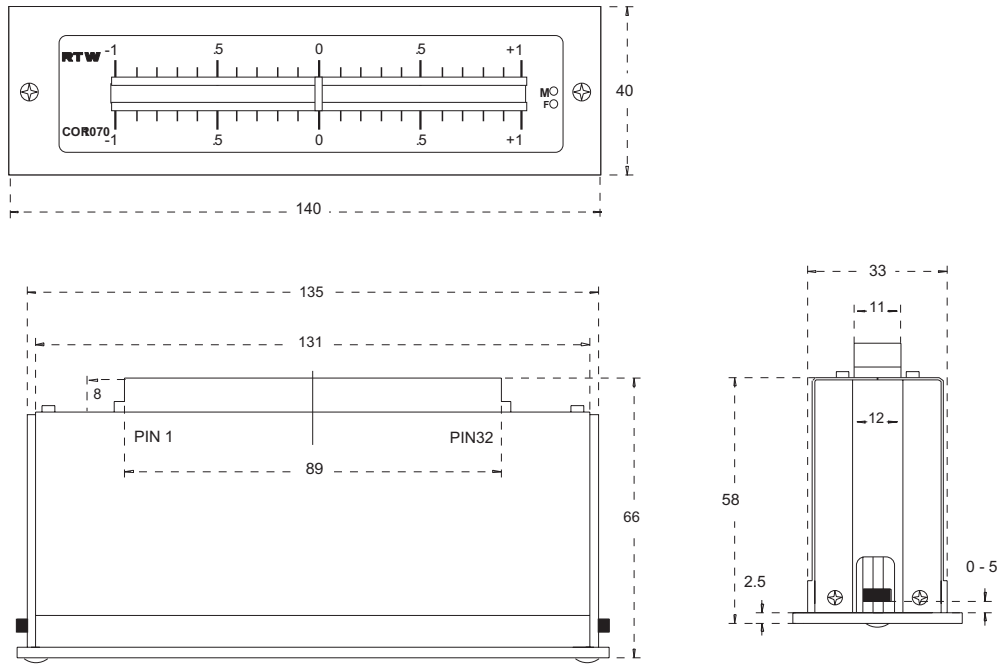
**Stereo correlation display**

- Scale range: -1 r to +1 r
- Scale length: 100 mm
- Display segments: 201 segment plasma bargraph display
- Colour of display:
  - scale marks orange -1 r to 0 r
  - scale marks green 0 r to +1 r
- Accuracy: 20 Hz to 20 kHz: ±0.03 r
- Integration time: 1 s / 2.5 s
- Fall back time: 1 s / 2.5 s
- Inputs: transformer balanced
- Max. input level: +22 dBu
- Min. input level: -20 dBu
- Rejection factor: > 60 dB
- Input impedance: > 10 kΩ (30 Hz to 20 kHz)

**Items delivered**

- Correlator 1070-40:
  - horizontal scale and vertical scale which is fitted underneath (sandwich)
  - counter plug (DIN 41612/C)
  - operating manual

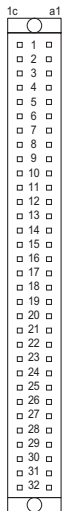
**Order number: 1070-40**



Abmessungen in Millimeter: Darstellung reduziert. Tasten, LED's und Skalen variieren je nach Gerätetyp  
 Dimensions in mm. Size reduced. Controls and scales vary depending on type.

CONNECTION

The correlator is connected up using a 32-pin female connector (DIN 41612/C).  
 The connector is wired as follows:



- pin 1a: audio input (+), left (CH I)
- pin 2a: case
- pin 3a: audio input (-), left (CH I)
- pin 4a: case
- pin 5a: - V
- pin 6a: case
- pin 7a: audio input (+), right (CH II)
- pin 8a: case
- pin 9a: audio input (-), right (CH II)
- pin 10a: - V
- pin 12a: 'Mode' switching input
- pin 19a: external control 'memory reset'
- pin 20a: external control 'memory display'
- pin 21a: 'Fast' switching input
- pin 22a: case
- pin 29a: case
- pin 30a: - V
- pin 31a: case
- pin 32a: + V

COLOURS

RAL 9011/7011 Graphite black/Iron grey

ACCESSORIES

Subject to technical changes without prior notice 04/2004



Meter bridge cabinet

Orderno. 1075-280



Adapter frame

Orderno. 13722



Adapter frame

Orderno. 13729



19"-1 unit height mounting panel  
 Orderno. 13725



19"-1 unit height mounting panel  
 Orderno. 13726



Power pack and bracket  
 Orderno. 1028A