


SurroundMonitor 10800X-PLUS

GENERAL DESCRIPTION

The RTW SurroundMonitor 10800X-PLUS contains in a 215 x 145 x 65 mm table-top unit seven instruments visible on two colour-TFT-displays.

- 8-channel multi-standard peakmeter
- Surround Sound Analyzer
- 2-, 4-, and 5-channel audio vectorscopes
- ITU Loudness/Loudness/Leq display
- Correlator
- Real Time Analyzer
- Dialnorm meter
- AES/EBU Status display

The SurroundMonitor 10800X-PLUS features balanced analog inputs as well as AES/EBU digital inputs. Comprehensive menus allow a user defined configuration of the instrument to meet with the requirements of the application. This settings may be saved to or recalled from memory as user-presets. ITU Loudness measurement functions are available with software version V6.0 and higher.



**Surround Sound Analyzer • ITU Loudness • Loudness Leq • Audio Vectorscope • Peakmeter • Correlator • RTA
AES/EBU Status • Analog • Digital • 8-Channel • Mixed mode**

TECHNICAL SPECIFICATIONS

General

Supply voltage: +24 V DC
 Current drain (nominal): 920 mA (power-up current is much higher)
 Operating temperature: 0° to +45° celsius
 Weight: approx. 1300 g net
 Connector: 1 x 9-pin Sub-D-F (remote)
 1 x 4-pin flange connector type 710 (DC)
 2 x 25-pin Sub-D-F
 Dimensions: 215 x 145 x 65 mm (W x H x D without table stand)

Analog Inputs:

Inputs: 8 x analog, electronically balanced
 Maximum input level: +24 dBu
 Adjustable range for reading reference: -2 dBu to +13 dBu
 CMRR: min. 60 dB
 Input impedance: min. 10 kΩ (30 Hz to 20 kHz)

Digital Inputs:

Digital input: 4 x AES/EBU
 Input impedance: 110 Ω or Hi-Z
 Sample rate: 32 kHz to 96 kHz

Digital Outputs:

Digital Output: 4 x AES/EBU, input signal looped through

Display

Display: 2 x Color TFT 75 x 102 mm
 Resolution: 240 x 320 pixel each
 Colors: 8
 Viewing area: horizontal +40°/-65°
 vertical +/-65°, contrast >=5
 Viewing direction: 3 o' clock
 Contrast: typical 1 : 60

Peakmeter

PPM display vertical: up to 8 channels, peak hold indicator switchable, additional correlator with spot indicator

Bargraph length: 95 mm
 Modes and bargraph configuration:

- 2-channel stereo (inputs 1-2, 3-4, 5-6, 7-8 selectable)
- 8-channel (8 x 1 ch., 4 x 2 ch. or groups of 2 + 6, 4 + 4, 6 + 2 ch. with individual selectable standard and domain)
- Surround 3/1
- Surround 3/2 (5.1)

 Peak memory: additional peak hold indicators
 Numerical level display: available for level, peak level, loudness, over count. A single value can be selected to be displayed permanently, a list of all values is displayed, when the MEMO key is pressed
 Correlation spot indicator: switchable (but only available in the 8-channel mode with 4 stereo channels)
 Loudness meter: Additional spot indicator displayed on the bargraphs: acc. to ITU BS.1770, RTW mode or A, C or CCRIR-2k weighting, RMS
Peakmeter analog
 Scales: DIN+5, DIN+10, Nordic, British (Br) IIa, British (Br) IIb, VU, Zoom 20, Zoom 2, +24 dBu, +20 dBBr
 Reference level:

- +6 dBu for:
 - DIN (0 dB display)
 - Nordic (+6 dB display)
 - Zoom 20 (0 dB display)
 - VU (adjustable lead from 0 to 10 dB)
- +8 dBu for:
 - Br IIa („6“ display)
 - Br IIb („8“ display)

 Integration time: according to selected standard or selectable (1 ms, 0.1 ms)
 Fall back time: acc. to standards (i. e. DIN: 1.5 s/20 dB)
 Gain: according to standards: +20 dB (DIN, Zoom) or +40 dB (Nordic, IIa, IIb)
 Memory: Maximum level, peak hold

SurroundMonitor 10800X-PLUS

Peakmeter digital

Word width:	16 to 24 bit
Scales digital:	0 dB FS to -60 dB FS, 0 dB FS to -20 dB FS
Scale quasi analog:	[ARD+9], [DIN+5], [DIN+10], [Nordic], British [Br IIa], British [Br IIb], [VU]
Special scales:	Zoom 20, Zoom 2, +18..0 dB, +18..-18 dB (0 dB FS @ +18 dB) -40..+20 dB (0 dB FS @ +20 dB)
Headroom:	-5 dB to -20 dB, adjustable in steps of 1 dB
Integration time (Attack):	acc. to corresponding standards (Norm) or selectable: sample, 0.1 ms, 1 ms, 10 ms
Fall back time:	acc. to standards (i. e. DIN: 1.5 s/20 dB)
Gain:	according to standards: +20 dB (Zoom, quasi DIN) or +40 dB (all digital scales, quasi scales [ARD+9], [Nordic], [Br IIa], [Br IIb])
High pass filter:	OFF, 5, 10 or 20 Hz
Peak hold indicator:	integration time same as level display or sample (selectable)
Memory:	Maximum level, peak hold
Digital over indicator:	red spot indicator above each bargraph
Threshold:	FS, FS-1LSB, FS-2LSB, -0.1 dB FS, -0.5 dB FS, -1 dB FS, -2 dB FS or -3 dB FS
Attack time:	1 - 15 samples
Word width:	16 - 24 bit
Mute indicator:	red spot indicators below each bargraph
Threshold:	All bits digital „0“
Attack time:	50, 100, 200 oder 300 ms or 5 to 80 samples (adjustable in steps of 5)

Total Loudness Meter/Leq

Display:	2 bargraphs, only available in the surround modes
Calibration:	SPL reference 72 - 80 dB (single channel)
Total loudness/SPL:	70 - 98 dB (without LF channel)
Weighting filters:	A, C, CCIR-2k, RTW loudness (fast or slow), all RMS
Leq:	range 70 - 98 dB

ITU Loudness Meter

Display:	<ul style="list-style-type: none">• additional spots on each level display bargraph• "M" bargraph (momentary): sum of all single channels for a short span of time• "I" bargraph (short term): summed integrated Loudness value of a dynamic time frame
Weighting filter:	RLB (K) acc. to ITU BS.1770, RMS
Scale:	-21 to +9 dB LU (Loudness Units)
Reference value for "0 dB LU" display:	adjustable in the range from -25 to -10 dB FS in steps of 1 dB
Integration time "M":	125 ms (IEC), 250 ms (IRT), 500 ms, 750 ms, 1 s (IEC), 1.5 s
Integration time "I":	1 to 12 s, low level modulation can be eliminated

Surround Sound Analyzer

Surround formats:	3/1 or 3/2 (5.1), display of LF channel in peakmeters only
Function:	weighted loudness display (A, C, CCIR-2k, RTW loudness, RLB, all RMS)
Indicators:	<ul style="list-style-type: none">• graphics display indicating the single channel and total program loudness (Total Volume Indicator - TVI)• correlation display of adjacent channels• position of dominant sound event (Dominance Vector - DMI)• position and with of phantom (virtual) sound sources (Phantom Source Indicator -PSI)• low frequency sL (LS)/sR (RS) phase meter• additional 2-channel or 4-channel vectorscope selectable

Multi-Correlator

in surround modes:	up to 10 phase meters for all channel pairs
in 8-channel mode:	up to 4 phase meters for up to 4 stereo channel pairs
Display mode:	spot indicator or bargraph
Scale range:	-1 r to +1 r
Standard color setting:	red: -1 r to -0.1 r yellow: 0 r green: 0.1 r to +1 r
Color:	adjustable
Attack-/release time:	1.0 s, 2.5 s
Memory:	most negative value
Memory accuracy:	better 0.1 r
Weighting filter:	300 Hz first order low pass (switchable) for sL/sR phase meter in 3/2 (5.1) surround mode

Audio Vectorscope

Modes:	2/0 (stereo), 3/1, 3/2
Channel configuration:	<ul style="list-style-type: none">• 2-channel and 8-channel mode: displays the channel pairs 1 - 2, 3 - 4, 5 - 6, 7 - 8, the odd channel is displayed as left• surround modes: channel configuration is set automatically according to the presets
Viewing area:	70 x 70 mm
Display color:	8
AGC:	Auto/manual
Calibration mode:	available, 20° and 90° grids are available in 2-channel mode only
M/S mode:	available
Persistence:	fast, medium, slow

Real Time Analyzer

Filter:	31, 1/3 octave
Frequency range:	<ul style="list-style-type: none">• 20 Hz to 20 kHz in normal mode• 5 Hz to 5 kHz in LF mode
Standard:	according to IEC-225 ANSI class 2
Measuring/display range:	selectable: 15 dB, 30 dB, 45 dB
Integration time:	fast/medium/slow, RMS or peak
Peak hold indicator:	selectable

AES/EBU Status Monitor

Status display:	digital channels 1 - 2, 3 - 4, 5 - 6, 7 - 8
Audio data bit display:	activity of digital audio data bits
Display modes:	hex, binary, plain text

Remote control

Parallel interface:	<ul style="list-style-type: none">• external function control: Mode, Select, Memo, Gain, Reset, Shift• external preset recall: Preset 1 - 6
---------------------	--

Controls and additional display elements

Keys:	Mode, Select, Memo, Gain, Reset, Shift
-------	--

ITEMS DELIVERED

SurroundMonitor 10800X-PLUS	<ul style="list-style-type: none">• SurroundMonitor (table-top unit)• Table stand• Mains adapter• Operating manual
	Order number: 10800X-PLUS

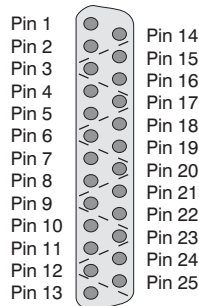
SurroundMonitor 10800X-PLUS

CONNECTION

Analog Connector (25-pin Sub-D-F)

Pin: Function:

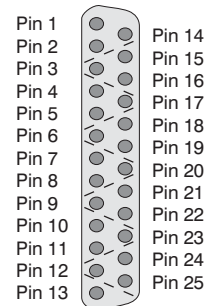
1	audio input analog 8 (+, hot)
14	audio input analog 8 (-, cold)
2	screen/case
15	audio input analog 7 (+, hot)
3	audio input analog 7 (-, cold)
16	screen/case
4	audio input analog 6 (+, hot)
17	audio input analog 6 (-, cold)
5	screen/case
18	audio input analog 5 (+, hot)
6	audio input analog 5 (-, cold)
19	screen/case
7	audio input analog 4 (+, hot)
20	audio input analog 4 (-, cold)
8	screen/case
21	audio input analog 3 (+, hot)
9	audio input analog 3 (-, cold)
22	screen/case
10	audio input analog 2 (+, hot)
23	audio input analog 2 (-, cold)
11	screen/case
24	audio input analog 1 (+, hot)
12	audio input analog 1 (-, cold)
25	screen/case



Digital Connector (25-pin Sub-D-F)

Pin: Function:

1	audio output digital 4 (+, hot)
14	audio output digital 4 (-, cold)
2	screen/case
15	audio output digital 3 (+, hot)
3	audio output digital 3 (-, cold)
16	screen/case
4	audio output digital 2 (+, hot)
17	audio output digital 2 (-, cold)
5	screen/case
18	audio output digital 1 (+, hot)
6	audio output digital 1 (-, cold)
19	screen/case
7	audio input digital 4 (+, hot)
20	audio input digital 4 (-, cold)
8	screen/case
21	audio input digital 3 (+, hot)
9	audio input digital 3 (-, cold)
22	screen/case
10	audio input digital 2 (+, hot)
23	audio input digital 2 (-, cold)
11	screen/case
24	audio input digital 1 (+, hot)
12	audio input digital 1 (-, cold)
25	screen/case

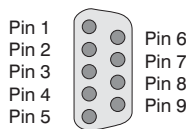


Note: Digital I/O's are in parallel, not active buffered.

Remote Control Connector (9-pin Sub-D-F)

Pin: Function:

1	common potential for ext. switches-Gnd
2	external function selection: select
3	external function selection: gain
4	external function selection: shift
5	for future use
6	external function selection: mode - menu
7	external function selection: memo
8	external function selection: memo reset
9	for future use



Power Supply Connector (4-pin low voltage type Binder 710)

Pin: Function:

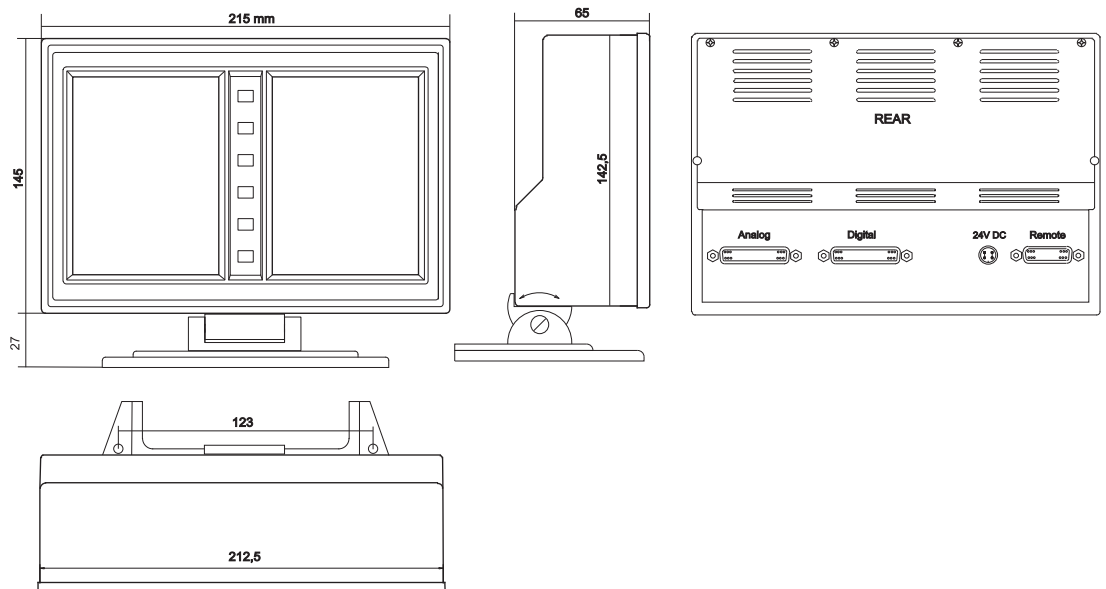
1-2	+24 V
3-4	0 V



COLORS

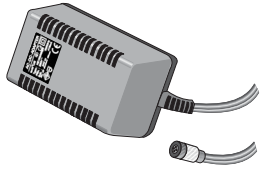
Front panel: Anthracite grey RAL 7016, Scale: Grey white RAL 9002

DIMENSION

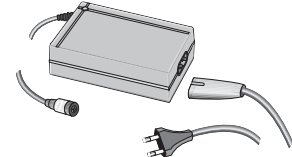


SurroundMonitor 10800X-PLUS

ACCESSORY COMBINATION



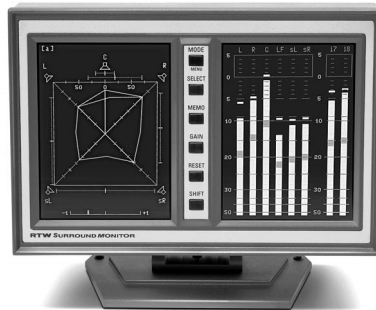
- Mains adapter 1169-R**
 90 - 240 V AC/24 V DC, 1.05 A
- Euro plug
 - Locking 4-pin low voltage connector




- Wide voltage power supply 1175-R**
 100 - 240 V AC/24 V DC, 2.7 A
- Corresponding power cable
 - Locking 4-pin low voltage connector



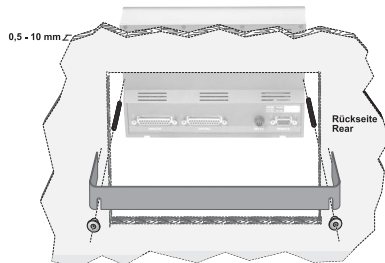
- 8-pair snake cable 1167, 4 m**
- Distributes 25-pin Sub-D connector to 4 XLR-F and 4 XLR-M cable connectors
 - For connecting to "Digital" connector



SurroundMonitor 10800X-PLUS
 Table-top unit



- 8-pair snake cable 1186, 4 m**
- Distributes 25-pin Sub-D connector to 8 XLR-F cable connectors
 - For connecting to "Analog" connector



- Panel mounting kit 13715** for front panel installation
- Required panel cutout:
 213 x 143 mm (W x H)
 - Panel thickness: 0.5 to 10 mm
 (Instrument not included)

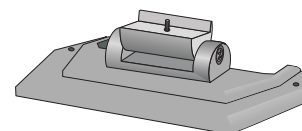


Table stand 13710
 (Spare part!)

Technical changes without prior notice 02/2010