



GENERAL DESCRIPTION

TECHNICAL DATA PEAKMETER 1115ER

Peakmeter

The level meter 1115ER is a plug-in unit in a 190 x 40 x 107 mm case. It is featured by a two-channel plasma bargraph display.



NO LONGER AVAILABLE

Sandwich scale, horizontal and vertical

Analog

DIN

X-former bal.

10 ms

Scale 127 mm

+20 dB/Memory

TECHNICAL SPECIFICATIONS

General

Supply voltage:	+24 V DC \pm 10 % or \pm 15 V DC \pm 10 %
Current drain:	max. 170 mA
Weight:	approx. 700 g
Dimensions:	190 x 40 x 107 mm
Operating temperature range:	+5° to +45° Celsius
Connector:	Tuchel T2700
Fastening:	Clamping locks
Controls:	<ul style="list-style-type: none"> • 20 dB gain of input sensitivity • display of the stored peak value • memory reset
Indicators:	<ul style="list-style-type: none"> • 20 dB-LED (gain of input sensitivity)

Peakmeter

Measuring standard:	acc. IRT 3/6 und DIN 45406
Input sensitivity	
for 0 dB reading:	+6 dBu (1.55 V)
Max. input level:	+21 dBu
Adjustable range of input sensitivity:	0 dBu to +18 dBu
Inputs:	transformer balanced
Rejection factor:	> 60 dB
Input impedance:	> 10 k Ω (30 Hz to 20 kHz)
Integration time:	10 ms
Fall back time:	1.5 s for 20 dB 2.5 s for 40 dB
Scale range:	-50 dB to +5 dB
Scale marks:	-40, -30, -20, -10, -6, -3 dB
Headroom segments:	0 dB to +5 dB
Scale length:	127 mm
Display segments:	201 segments/channel
Colour of display:	to 0 dB orange, to +5 dB red
Measuring accuracy:	\pm 0.3 dB in the range of -10 dB to +5 dB \pm 1.0 dB in the range of -40 dB to -10 dB

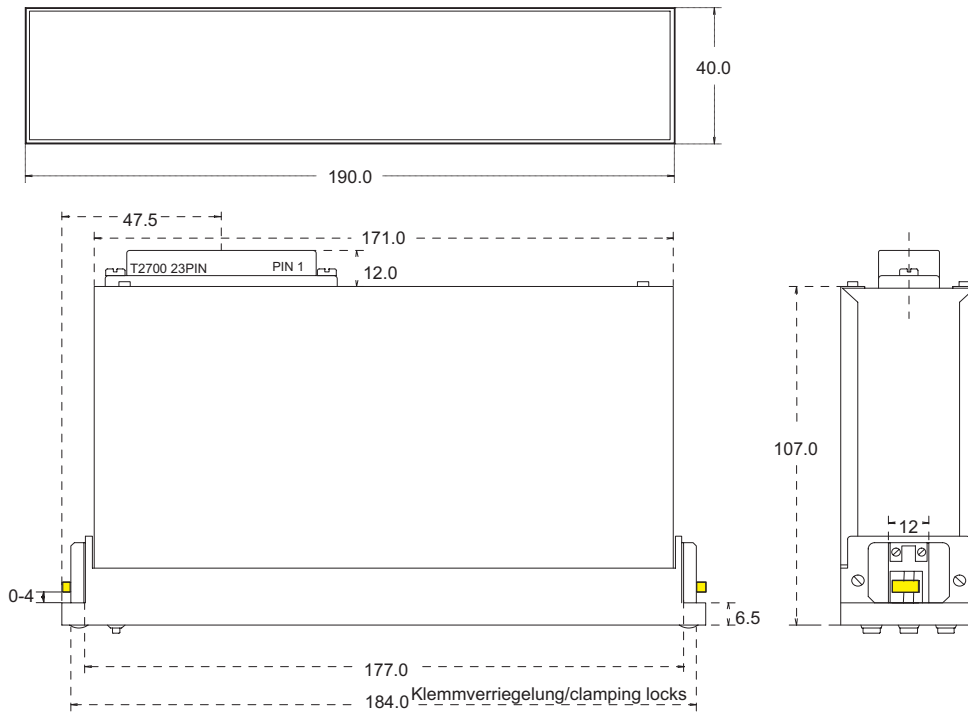
Items delivered

Peakmeter 1115ER:	<ul style="list-style-type: none"> • horizontal scale and vertical scale which is fitted underneath (sandwich) • counter plug (T 2701) • operating manual
-------------------	--

Order number: 1115ER

DIMENSIONS

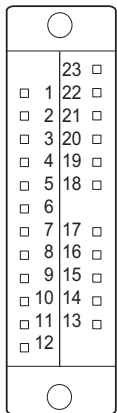
PEAKMETER 1115ER



Abmessungen in Millimeter: Darstellung reduziert.
Dimensions in mm, scaled down.

CONNECTION

The meter is connected up using a 23-pin female connector (Tuchel T 2701).
The connector is wired as follows:



pin 6:	external gain button
pin 7:	external memory reset button
pin 8:	external memory display button
pin 10+15:	audio input (a+b), lower or right display column
pin 11+14:	audio input (a+b), upper or left display column
pin 12:	0 V
pin 13:	case
pin 23:	+24 V

COLOURS

RAL 9011 Graphite black
RAL 7035 light grey

ACCESSORIES

Subject to technical changes without prior notice 04/2004



19"-1 unit height
mounting panel
Orderno. 12993

19"-1 unit height
mounting panel
Orderno. 12994

19"-1 unit height
mounting panel
Orderno. 12961

Cover plate
mounting frame
Orderno. 12996

Powerpack
and bracket
Orderno. 1128HR

Case including
powersupply
Orderno. 1020ER

Case without
powersupply
Orderno. 1018